

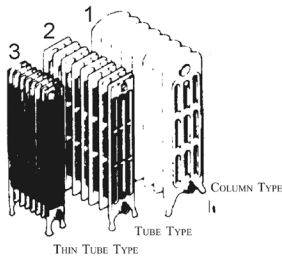
SQUARE FEET OF RADIATION PER SECTION

Radiator Ratings

All dimensions and ratings are approximate.

Radiator output ratings should be used for checking the total radiation on an existing heating plant.

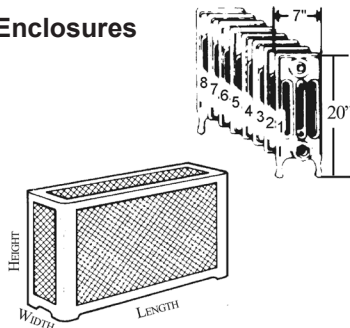
Shown below are the relative sizes of radiator styles. All are 4 tube (column), 8 section radiators. Each rating is different.



To identify the style of a radiator, count the number of tubes or columns. Then, check the width. When you have identified the style (1, 2, or 3) read the radiation per section beneath the radiator style.

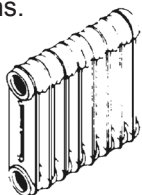
Example: Radiator shown below is a 4-tube, 8-section, style 2 (tube type) radiator, 7" wide and 20" high. Multiplying the 2.2 square feet of radiation per section by 8 equals 17.6 square feet of radiation per radiator.

Radiator Enclosures



To determine the number of sections:

Divide length of cover in inches by 2, for example if length of cover is 24", then the radiator has 12 sections.



HEIGHT	SQUARE FT. RADIATION PER SECTION
37"	2 ½
28 ½"	1 ½
21 ½"	1 ½
15"	1
13 ½"	¾

COLUMNS OR TUBES	1	2	3	4	5	6	7
OLD STYLE COLUMN RADIATORS WIDTH							
HEIGHT	4 ½"	7 ¾"	9"	11 ½"	12 ½"	12 ½"	
45"	3.5	5.0	6.0	10.0			
38"	3.0	4.0	5	8.0	10.0		
32"	2.5	3.3	4.5	6.5	8.5		
26"	2.0	2.6	3.7	5.0	7.0	7.0	
23"	1.6	2.3	3.2	4.5			
22"	1.6	2.2	3.0	4.0	6.0	6.0	
20"	1.5	2.0	2.7	3.5	5.0	5.0	
18"	1.3	1.7	2.2	3.0	5.0	4.3	
17"						4.0	
16"					4.0	3.7	
15"		1.5					
14"					4.0	3.0	
13"					3.0	3.0	
TUBE TYPE							
WIDTH HEIGHT			5"	7"	8 ½"	9 ¼"	12 ½"
38"			3.5	4.2	5.0	6.0	
36"			3.5	4.2	5.0	6.0	7.0
32"			3.0	3.5	4.3	5.0	6.0
26"			2.3	2.7	3.5	4.3	5.0
23"			2.0	2.5	3.0	3.5	4.5
22"							4.5
20"			1.7	2.2	2.6	3.0	3.6
18"							3.5
17"							3.0
16"							3.0
14"							2.5
THIN TUBE							
WIDTH HEIGHT		3 ½"	4"	4 ¼"	6"	7 ⅝"	
38"		2.5	2.8				
32"		2.0	2.6			3.4	
26"			2.4	2.4	3.0	3.0	
25"		1.5	1.8	2.1	2.4	3.0	
23"			1.7	2.0	2.3		
22"		1.3	1.6	1.8	2.2		
20"			1.5	1.7	2.1	2.3	
19"		1.1	1.4	1.6		2.3	

Conversion Factors

One sq. ft. of steam radiation = 240 Net BTHh

One sq. ft. of forced hot water = 185 Net BTUf at 190°F